






## 1. switch on

Press  for 3 seconds.



## 2. synchronization



 → **SET** →   enter hours → **SET**   enter minutes → **SET** → "SYNC" →  
**START**



## 3. setting the regularity stages (ability trials)

**rt** → **SET** → "R1 -00.000"



  set hundreds of km/h → **SET**

  set tens of km/h → **SET**

  set units of km/h → **SET**

  set decimals of km/h → **SET**



  set hundreds of km/h → **SET**

  set thousands of km/h → **SET**

"C1:1.00000" → enter the corrective ratio

(Ratio= your tripmaster distance ÷ distance declared by the organizing committee)

  set unit → **SET**

  set decimals → **SET** etc. →

example: "01: 07.50" Trial is set to run 100mt. In 7.50 seconds.

**START** Press to start.

The display shows: Left VIRTUAL DISTANCE, right SECONDS TO REACH NEXT HUNDRED METERS.

"05.23: 06"

## 4. setting

### 4.1 lighting

**rt** +  → "LIGHT: 99" →   set light time in seconds from 1 up to 99 → **SET**

"SCALE: 36" → set the repeated times from 1 up to 36 of light time until it swithes off →

"LEVEL: 50" → set back light-up intensity →

---

#### 4.2 setting of beep

+ → " 110" beep every 10 metri+ additional beep every 100 meters →   
" 100" beep every 100 meters → " 10" beep every 10 meters.

---

#### 4.3 to display number of running ability trial

To display identification number of the running ability trial, press → "RUN 01"  
To go back press

---

### 5. split

Pressing **START** during the ability trial, the theoretical covered distance run will be displayed.  
To go back press

---

### 6. change of average speed

To change average speed keep pressed and press **START**. The successive average speed set is now activated. This doesn't affect the counting of the covered distance.

---

### 7. stop the running ability trial

Pressing + simultaneously ability test stop and automatically returns to standby conditions, ready to be restarted from 0.

---

### 8. switch off

Press and press again for 3 seconds.

NOTE: No switch off permitted if an ability trial is running. Press to locate the running ability trial and + simultaneously to stop it. (as point 7 above)

---

### 9. total deleting of the memorized ability trials

Press and press + + simultaneously.

"DELETE: N" → "DELETE: 4" →

NOTE: No deleting permitted if an ability trial is running. Press to locate the running ability trial and + simultaneously to stop it. (as point 7 above)