









-  SWITCH ON-OFF / BACKLIGHT ACTIVATION
-  GO BACK / SELECT A MENU
-   RIGHT - LEFT
-   UP - DOWN
-  SET

1. SWITCH ON/SWITCH OFF/BACKLIGHT

SWITCH ON –OFF: press  for more than 2 seconds.

DISPLAY BACKLIGHT: press  quickly

2. SELECT FUNCTION

 →      select   set 

2.1  **DESTINATION** set 

 address: set  country   set  digit city     set 

 last destination: set  list   set  set routine profile   set 









 preferred destinations set  list   set  set routine profile   set 






 points of interest: set  user's P.O.I.   set    / near me/near a locality/ set 



 GPS position: set  digit Longitude/Latitude data of final destination





2.2  **ROADBOOKS** set 

 library: set    /start near me/start near location/by provider / set 



 user: set    Usb import /last road/ record /set    set 



 last destinations set    set 

 USB: set  to download

 RECO (recording): set  to start recording press  for 2 seconds to stop recording set 

3. navigation

  to visualize additional information

  visualization of routing

set to visualize road map   to change scale

4. trip master

Partial distance	Actual speed	
Overall distance	Direction with respect to North	
	Altitude	
Average Speed	WP number	Recording
Running Time	Battery level	Satellite Signal
	Actual Time	

press  for 2 seconds to reset   total trip / average speed / all / set

5. screen settings

Contrast   

Backlight   

Base Light   set

6. gps status

7. time zone

Nearest location   set

UTC: Universal Timing Coordinated
New Time

8. language

Deutsch – English – French – Dutch - Italian   set

9.  **information**

Serial number /Firmware /Licence – Europe Licence/ Road Book/ Capacity (mAh)- Voltage (V) / Charge-Discharge (mA)

10.  **advanced settings**

to set selected option.